



NZ CONSTRUCTION INDUSTRY KPI SURVEY MASSEY UNIVERSITY CONTRIBUTION

**2005
(FOR 2004)**

**ALBANY RECREATION CENTRE
(AUCKLAND)
3/6/03 – 30/4/04
\$7.87M**

**2006
(FOR 2005)**

**ALBANY VILLAGE PROJECTS (AUCKLAND)
1/7/05 – 28/11/05
\$1.7M**

**COLLEGE OF SCIENCE EXPANSION
PROJECTS
(AUCKLAND)
24/11/04 – 25/6/05
\$1.84M**

**HALLS OF RESIDENCE DEVELOPMENT
(PALMERSTON NORTH)
19/5/04 – 21/2/05
\$4.72M**

**STUDENT SERVICES TRUST BUILDING
(WELLINGTON)
\$1.78M**





(cont) NZ CONSTRUCTION INDUSTRY KPI SURVEY MASSEY UNIVERSITY CONTRIBUTION

2007

(FOR 2006)

**SIR NEIL WATERS LECTURE THEATRE BLOCK
(AUCKLAND)**

1/3/05 – 20/4/06

\$7.92M

**STUDENT CENTRE COMPLEX
(PALMERSTON NORTH)**

11/10/04 – 25/9/06

\$8.3M

**SCHOOL OF ENGINEERING AND ADVANCED
TECHNOLOGY
(WELLINGTON)**

10/11/05 – 7/6/06

\$1.6M

2008

(FOR 2007)

**HOPKIRK RESEARCH INSTITUTE (MAP)
(PALMERSTON NORTH)**

22/7/05 – 20/3/07

\$14.71M

**AGHORT B, LEVEL 1 RETROFIT
(PALMERSTON NORTH)**

19/6/06 – 22/2/07

\$1.8M

**RIDDET BUILDING 12 EXPANSION/RETROFIT
(PALMERSTON NORTH)**

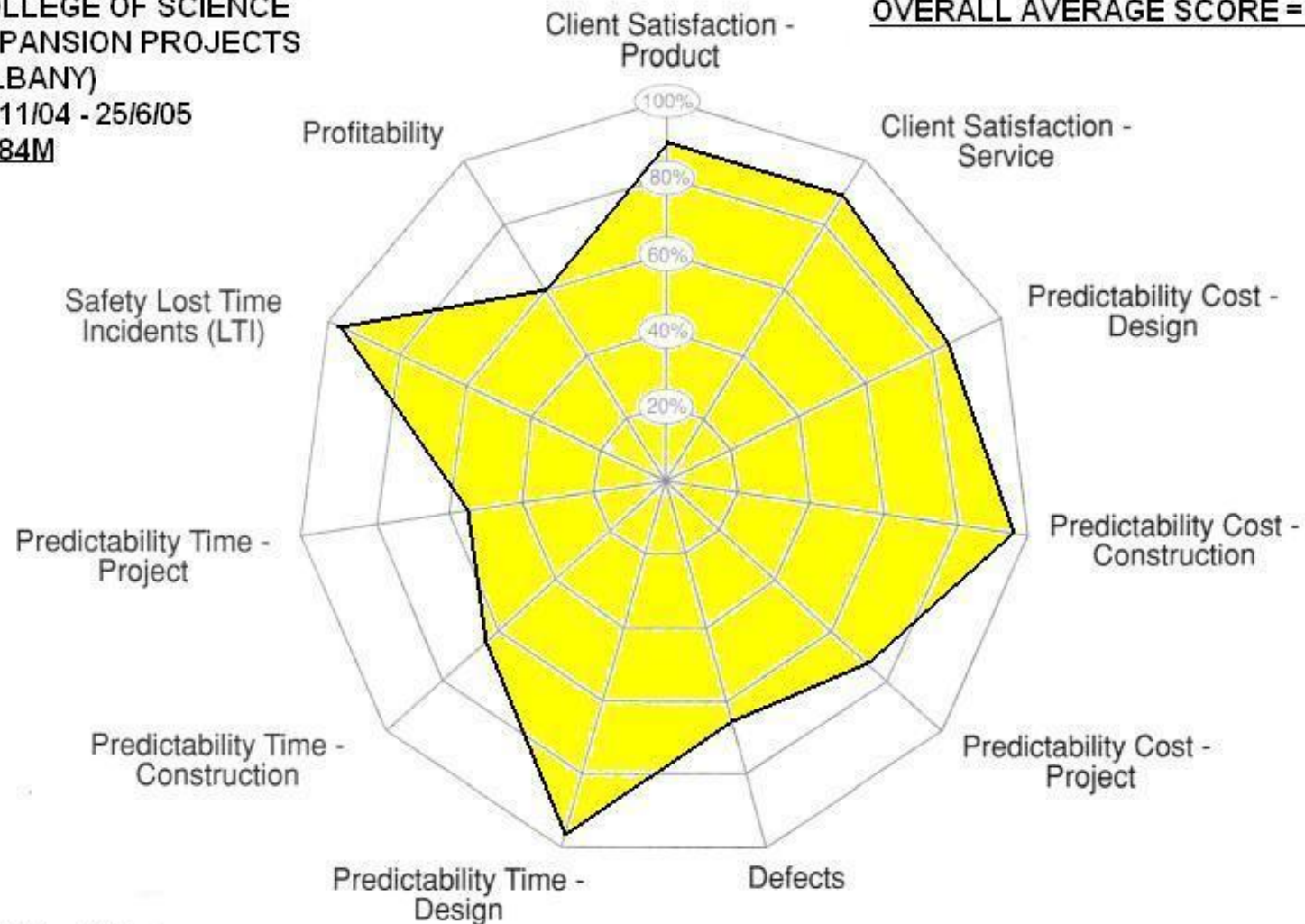
6/11/06 – 17/10/07

\$2.81M



COLLEGE OF SCIENCE
EXPANSION PROJECTS
(ALBANY)
24/11/04 - 25/6/05
\$1.84M

OVERALL AVERAGE SCORE = 80%

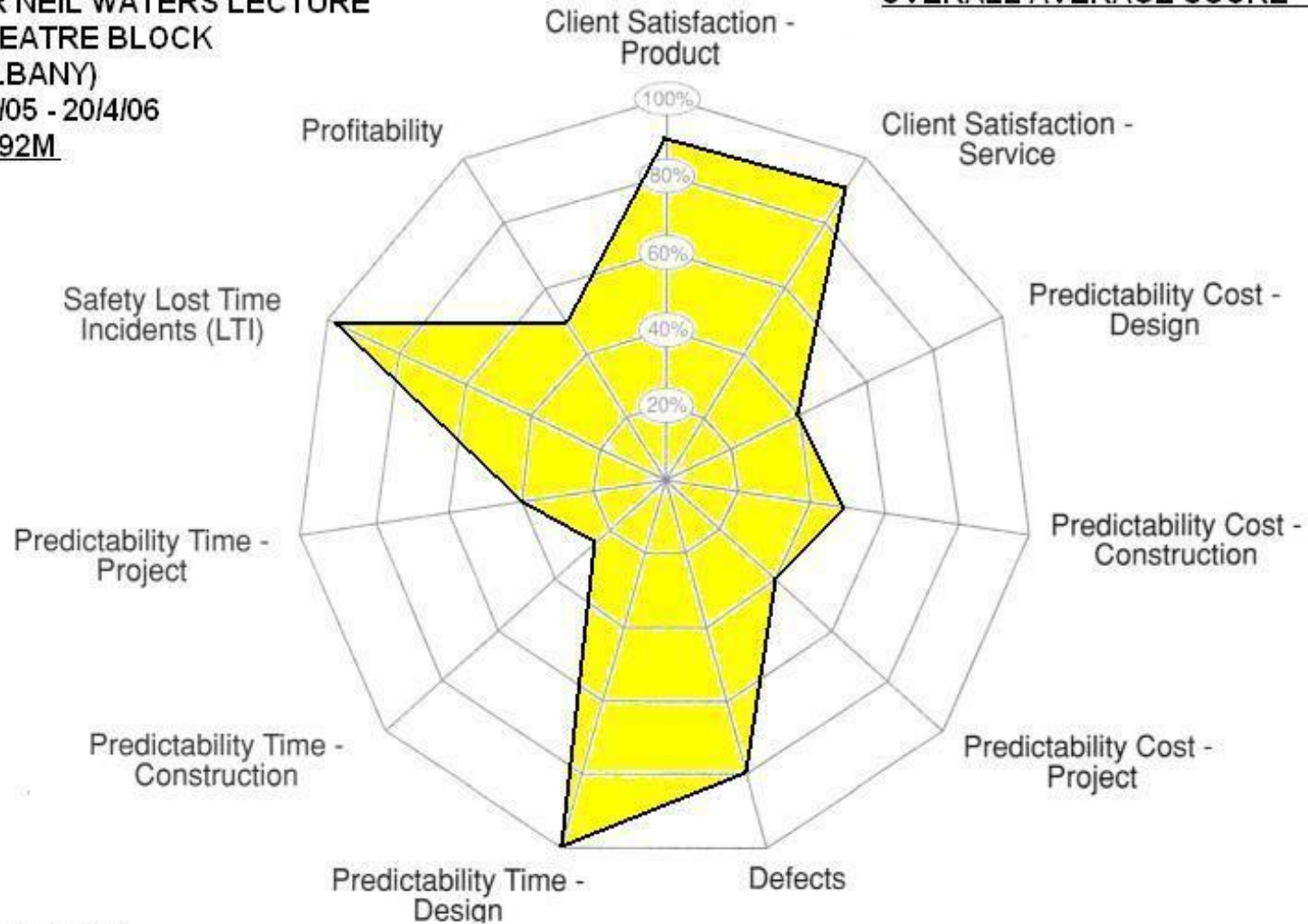


(2006 For 2005)



SIR NEIL WATERS LECTURE
THEATRE BLOCK
(ALBANY)
1/3/05 - 20/4/06
\$7.92M

OVERALL AVERAGE SCORE = 64%

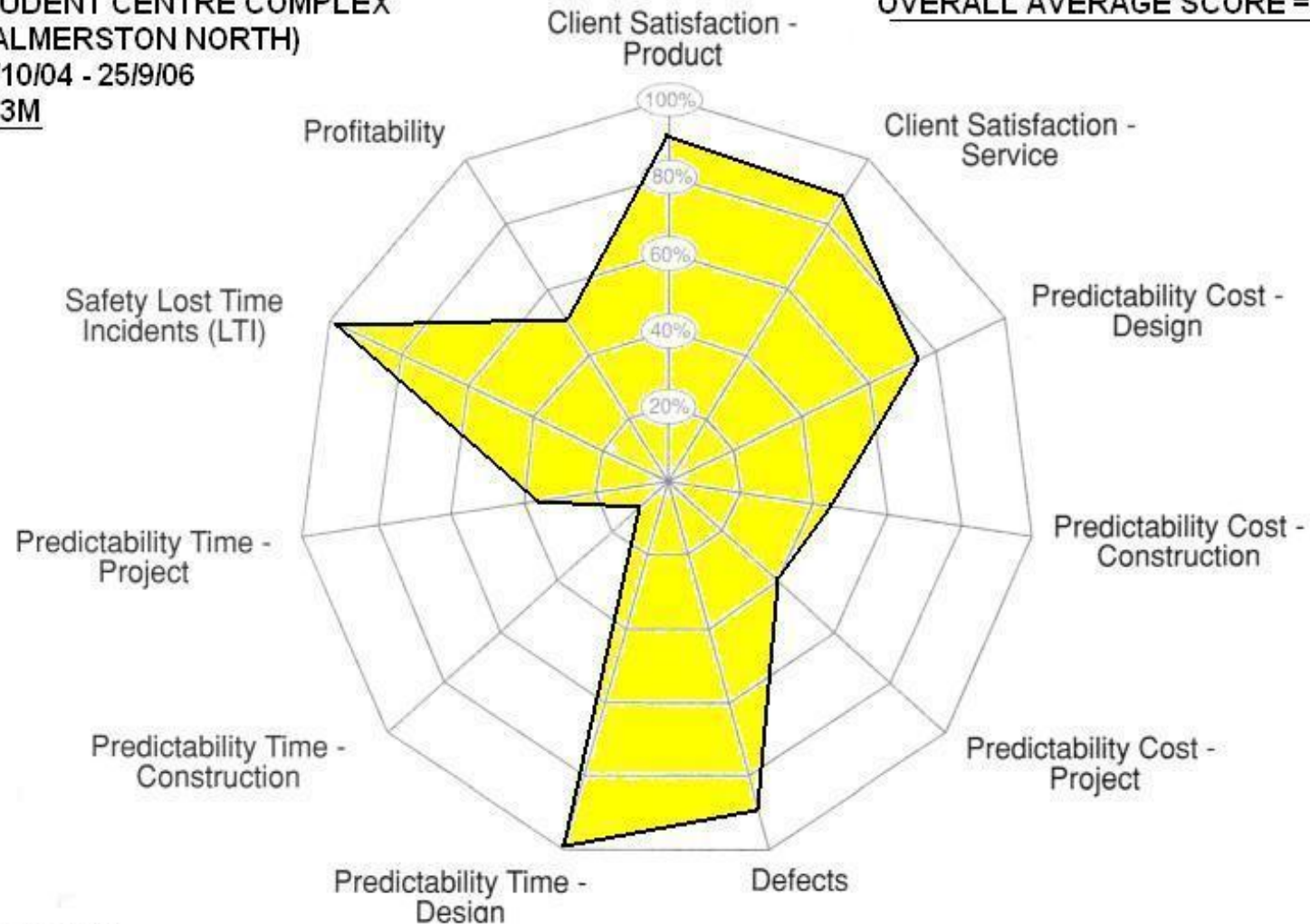


(2007 F or 2006)



**STUDENT CENTRE COMPLEX
(PALMERSTON NORTH)**
11/10/04 - 25/9/06
\$8.3M

OVERALL AVERAGE SCORE = 67%

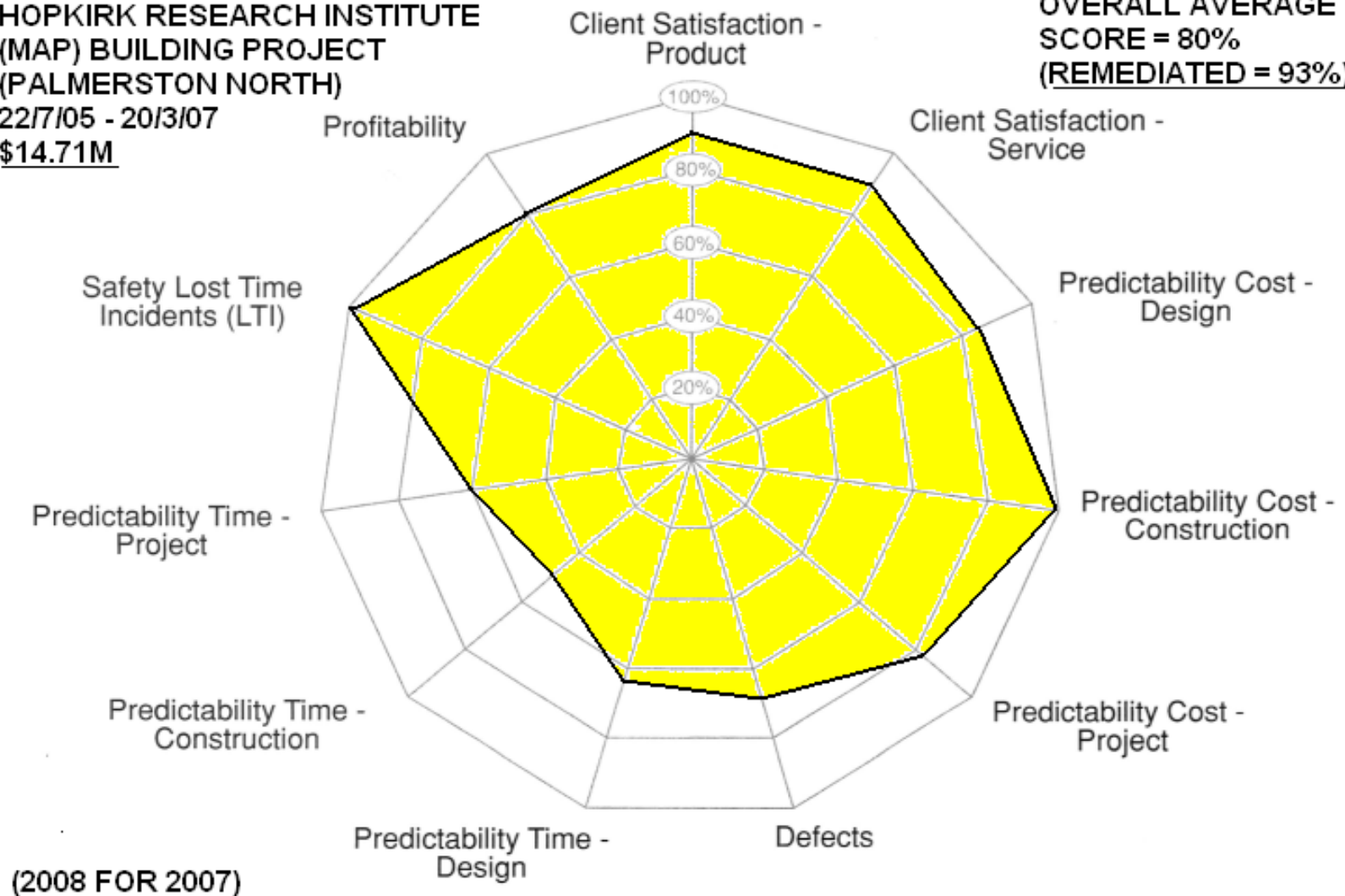


(2007 For 2006)



**HOPKIRK RESEARCH INSTITUTE
(MAP) BUILDING PROJECT
(PALMERSTON NORTH)**
22/7/05 - 20/3/07
\$14.71M

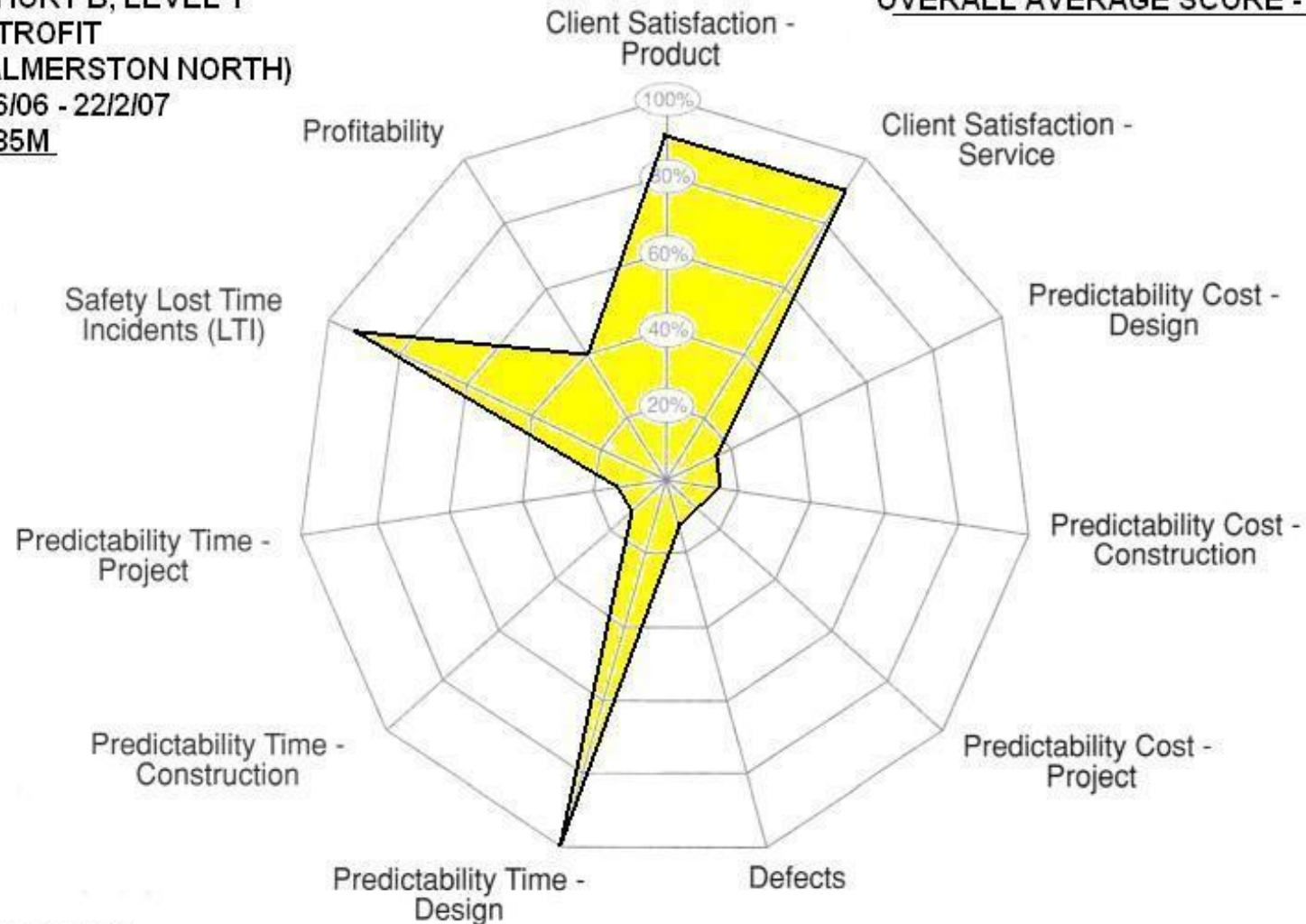
**OVERALL AVERAGE
SCORE = 80%
(REMEDIED = 93%)**





AGHORT B, LEVEL 1
RETROFIT
(PALMERSTON NORTH)
19/6/06 - 22/2/07
\$1.85M

OVERALL AVERAGE SCORE - 44%

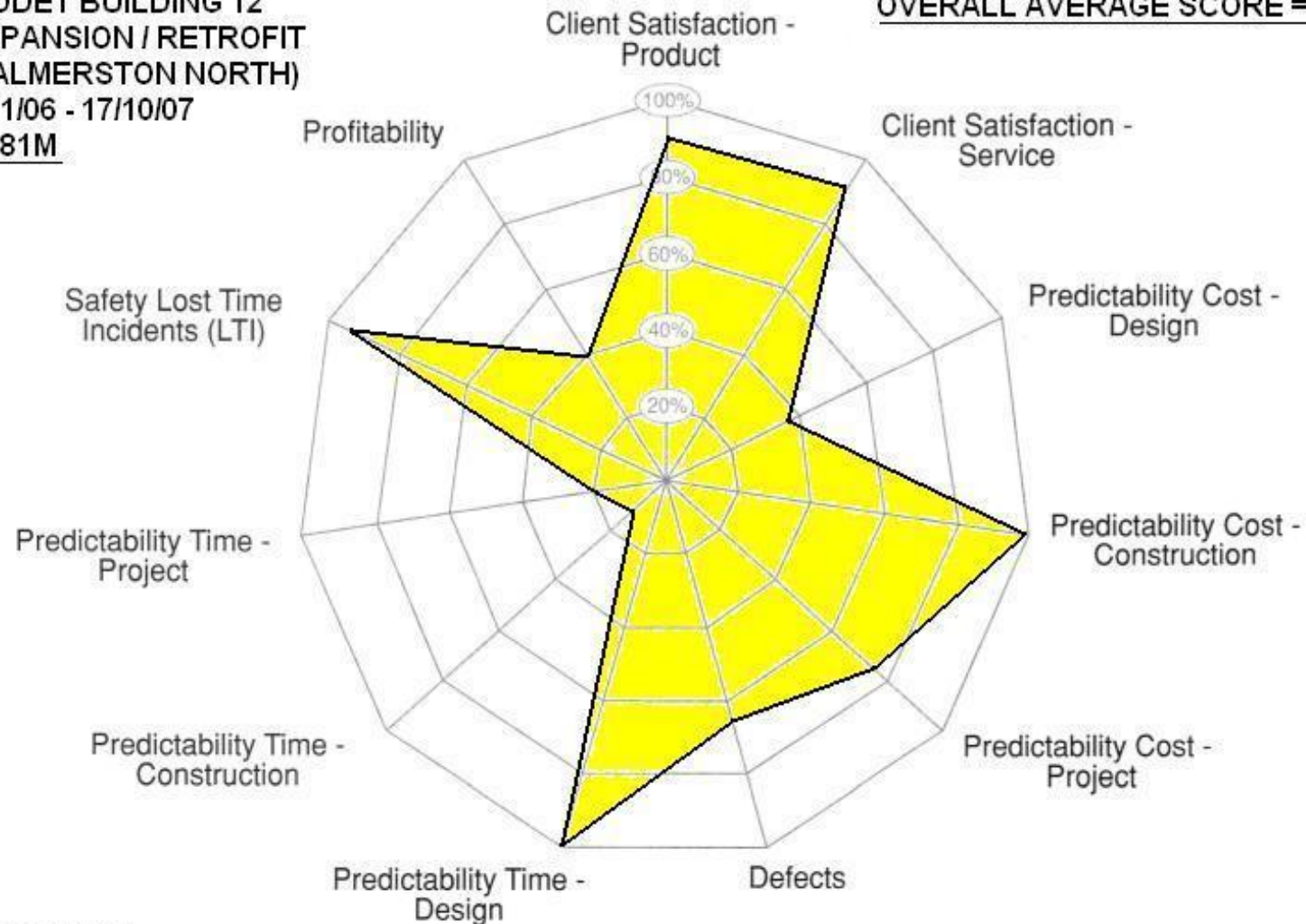


(2008 For 2007)



RIDDET BUILDING 12
EXPANSION / RETROFIT
(PALMERSTON NORTH)
6/11/06 - 17/10/07
\$2.81M

OVERALL AVERAGE SCORE = 67%



(2008 For 2007)



NZ CONSTRUCTION INDUSTRY KPIs

Summary of Scores

PROJECTS REPORTED ON = 11

2008 FOR 2007: 44% - 67% - 80%
(CLIENT SATISFACTION = 90%)

2007 FOR 2006: 64% - 67%
(CLIENT SATISFACTION = 90%)

2006 FOR 2005: 80%
(CLIENT SATISFACTION = 90%)

TOTAL CONSTRUCTION COST VALUE OF PROJECTS = \$55M +

POINTS TO NOTE:

SAFETY – HIGH

DEFECTS – NEEDS IMPROVEMENT

PREDICTABILITY CONSTRUCTION TIME – LOW

PREDICTABILITY CONSTRUCTION COST – LOW / MIXED

PREDICTABILITY DESIGN TIME – GOOD

PREDICTABILITY DESIGN COST – LOW / MIXED





Massey University

AUCKLAND · PALMERSTON NORTH · WELLINGTON · EXTRAMURAL



End of presentation